


# M12 CATALOGUE

CODE A




**NATIONAL CABLE DISTRIBUTION**

+27 79 845 1843

[sales@nationalcabledistribution.co.za](mailto:sales@nationalcabledistribution.co.za)

VAT Number : 4400315752

Registration Number- 2015/325662/07



NATIONAL CABLE DISTRIBUTION

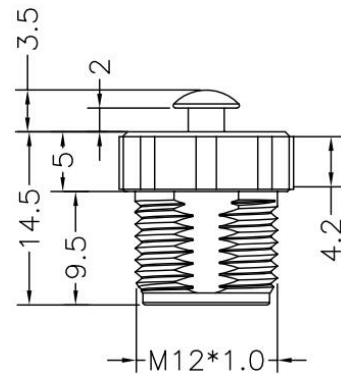
## M12 CODE A CATALOGUE

### M12 MALE PLASTIC WATERPROOF CAP

#### PRODUCT PHOTO




#### SCALE DRAWING



#### PART NUMBER

12CAP003

Standards/regulations	IEC 61076-2-101
Degree of protection	IP67, IP68, IP69K
Screw material	Nylon
Customs tariff number	8538900000
Environmental compliance	RoHs, Reach



NATIONAL CABLE DISTRIBUTION

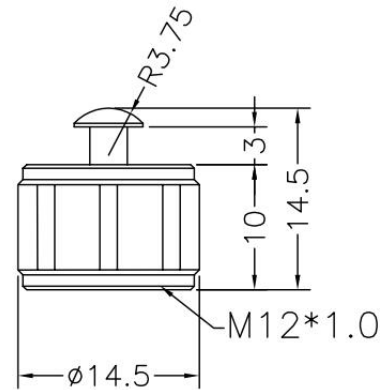
## M12 CODE A CATALOGUE

### M12 FEMALE PLASTIC WATERPROOF CAP

#### PRODUCT PHOTO




#### SCALE DRAWING



#### PART NUMBER

12CAP004

Standards/regulations	IEC 61076-2-101
Degree of protection	IP67, IP68, IP69K
Screw material	Nylon
Gasket material	Fluorine ring
Customs tariff number	8538900000
Environmental compliance	RoHs, Reach



NATIONAL CABLE DISTRIBUTION

## M12 CODE A CATALOGUE

### M12 MALE PLASTIC WATERPROOF CAP WITH PLASTIC CHAIN

PRODUCT PHOTO




SCALE DRAWING



PART NUMBER

12CAP020

Standards/regulations	IEC 61076-2-101
Degree of protection	IP67, IP68, IP69K
Screw material	Nylon
Chain	Nylon
Customs tariff number	8538900000
Environmental compliance	RoHs, Reach



NATIONAL CABLE DISTRIBUTION


# M12 CODE A CATALOGUE

## M12 MALE PLASTIC WATERPROOF CAP WITH PLASTIC CHAIN

PRODUCT PHOTO




SCALE DRAWING



**PART NUMBER**

**12CAP021**

Standards/regulations	IEC 61076-2-101
Degree of protection	IP67, IP68, IP69K
Screw material	Nylon
Chain	Nylon
Gasket material	Fluorine ring
Customs tariff number	8538900000
Environmental compliance	RoHs, Reach



NATIONAL CABLE DISTRIBUTION

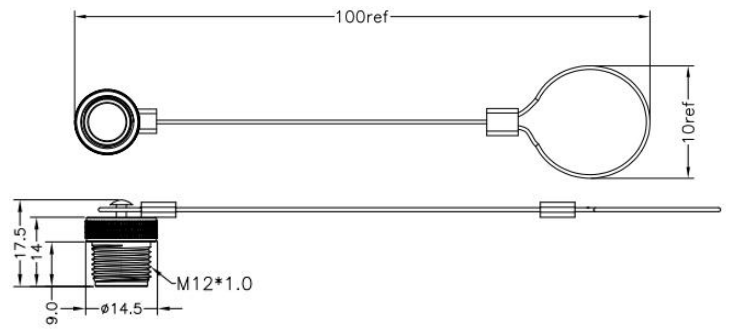
## M12 CODE A CATALOGUE

### M12 MALE METAL WATERPROOF CAP WITH STAINLESS STEEL CHAIN

PRODUCT PHOTO




SCALE DRAWING



#### PART NUMBER

12CAP005-100

Standards/regulations	IEC 61076-2-101
Degree of protection	IP67, IP68, IP69K
Screw material	Brass with nickel plated
Chain	Stainless steel/
Customs tariff number	8538900000
Environmental compliance	RoHs, Reach



NATIONAL CABLE DISTRIBUTION

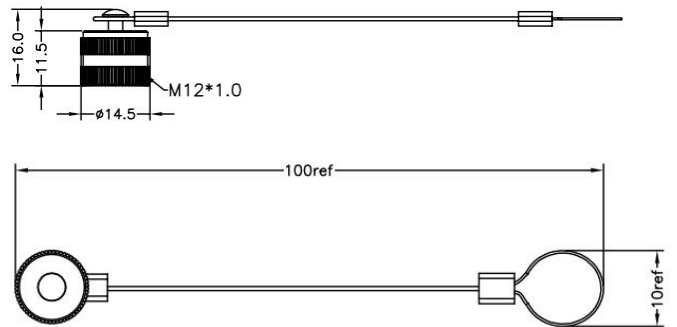
# M12 CODE A CATALOGUE

## M12 FEMALE METAL WATERPROOF CAP WITH STAINLESS STEEL CHAIN

### PRODUCT PHOTO




### SCALE DRAWING



### PART NUMBER

12CAP006-100

Standards/regulations	IEC 61076-2-101
Degree of protection	IP67, IP68, IP69K
Screw material	Brass with nickel plated
Chain	Stainless steel
Gasket material	Fluorine ring
Customs tariff number	8538900000
Environmental compliance	RoHs, Reach



NATIONAL CABLE DISTRIBUTION

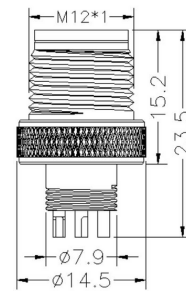
# M12 CODE A CATALOGUE

## M12 A CODE MALE MOLDABLE CONNECTOR

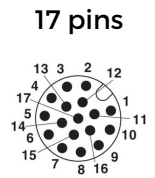
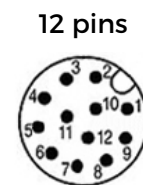
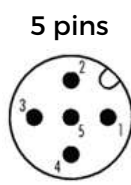
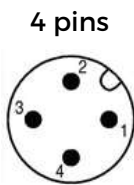
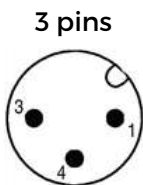
### PRODUCT PHOTO



### SCALE DRAWING



### PIN ASSIGNMENT FRONT VIEW




### PART NUMBERS

3 pins	A Code	12C098
4 pins	A Code	12C059
5 pins	A Code	12C067
8 pins	A Code	12C100
12 pins	A Code	12C090
17 pins	A Code	12C119

### GENERAL INFORMATION

	3 pins	4 pins	5 pins	8 pins	12 pins	17 pins
Rated voltage	250V		60V	30V		
Rated current(40°C)	4A			2A	1.5A	1.5A
Standards/regulations	IEC 61076-2-101					
Termination	Solder					
Connector locking system	Screw					
Degree of protection	IP67, IP68, IP69K					
Wire gauge (mm <sup>2</sup> )	0.14mm <sup>2</sup> -0.75mm <sup>2</sup>					
Wire gauge (AWG)	26AWG-18AWG					
Mechanical operation	>100 mating cycles					
Ambient temperature (operation)	-25°C~+85°C					
Contact resistance	≤5mΩ					
Insulation resistance	≥100MΩ					
Connector body material	TPU					
Pin material	Brass with gold plated/					
Screw material	Brass with nickel plated					
Customer tariff number	8538900000					
Environmental compliance	RoHs, Reach					





NATIONAL CABLE DISTRIBUTION

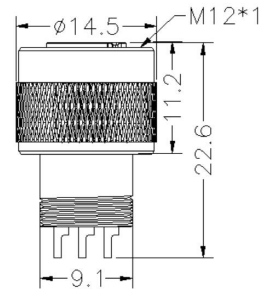
# M12 CODE A CATALOGUE

## M12 A CODE FEMALE MOLDABLE CONNECTOR

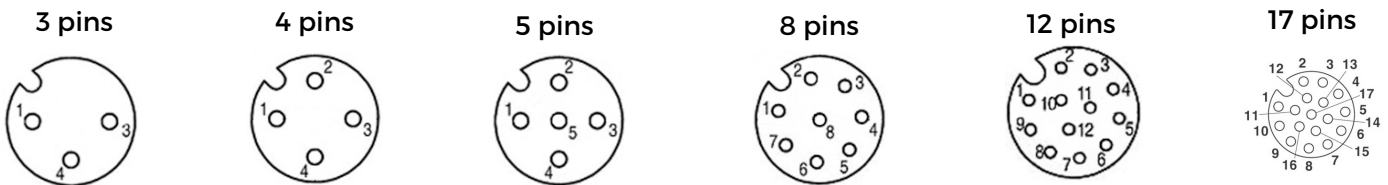
### PRODUCT PHOTO



### SCALE DRAWING



### PIN ASSIGNMENT FRONT VIEW




### PART NUMBERS

3 pins	A Code	12C099
4 pins	A Code	12C060
5 pins	A Code	12C068
8 pins	A Code	12C101
12 pins	A Code	12C091
17 pins	A Code	12C120

### GENERAL INFORMATION

	3 pins	4 pins	5 pins	8 pins	12 pins	17 pins
Rated voltage	250V		60V	30V		
Rated current(40°C)	4A			2A	1.5A	1.5A
Standards/regulations	IEC 61076-2-101					
Termination	Solder					
Connector locking system	Screw					
Degree of protection	IP67, IP68, IP69K					
Wire gauge (mm <sup>2</sup> )	0.14mm <sup>2</sup> -0.75mm <sup>2</sup>					
Wire gauge (AWG)	26AWG-18AWG					
Mechanical operation	>100 mating cycles					
Ambient temperature (operation)	-25°C~+85°C					
Contact resistance	≤5mΩ					
Insulation resistance	≥100MΩ					
Connector body material	TPU					
Pin material	Phosphorus copper with gold plated					
Screw material	Brass with nickel plated					
Gasket material	Fluorine ring/					
Customer tariff number	8538900000					
Environmental compliance	RoHs, Reach					



NATIONAL CABLE DISTRIBUTION

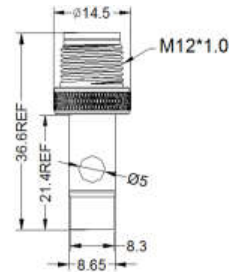
# M12 CODE A CATALOGUE

## M12 A CODE MALE MOLDABLE CONNECTOR WITH SHIELDED

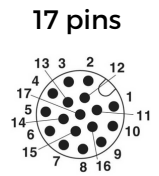
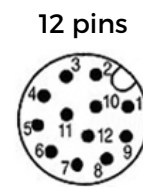
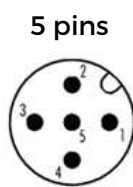
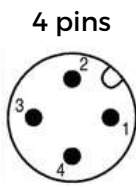

### PRODUCT PHOTO



### SCALE DRAWING



### PIN ASSIGNMENT FRONT VIEW




### PART NUMBERS

3 pins	A Code	12C102
4 pins	A Code	12C104
5 pins	A Code	12C106
8 pins	A Code	12C111
12 pins	A Code	12C109
17 pins	A Code	12C121

### GENERAL INFORMATION

	3 pins	4 pins	5 pins	8 pins	12 pins	17 pins
Rated voltage	250V		60V	30V		
Rated current(40°C)	4A			2A	1.5A	1.5A
Standards/regulations	IEC 61076-2-101					
Termination	Solder					
Connector locking system	Screw					
Degree of protection	IP67, IP68, IP69K					
Wire gauge (mm <sup>2</sup> )	0.14mm <sup>2</sup> -0.75mm <sup>2</sup>					
Wire gauge (AWG)	26AWG-18AWG					
Mechanical operation	>100 mating cycles					
Ambient temperature (operation)	-25°C~+85°C					
Contact resistance	≤5mΩ					
Insulation resistance	≥100MΩ					
Connector body material	TPU					
Pin material	Brass with gold plated					
Screw material	Brass with nickel plated					
Shielded shell material	Brass with nickel plated					
Customer tariff number	8538900000					
Environmental compliance	RoHs, Reach					



NATIONAL CABLE DISTRIBUTION

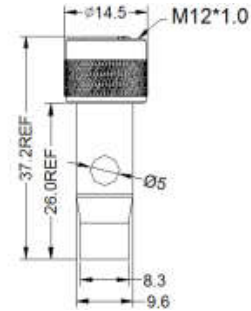
# M12 CODE A CATALOGUE

## M12 A CODE FEMALE MOLDABLE CONNECTOR WITH SHIELDED

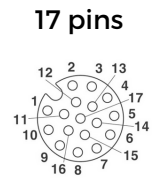
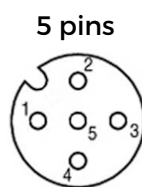
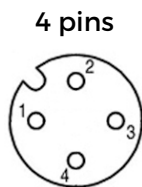
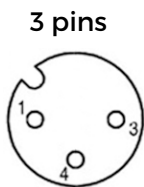
### PRODUCT PHOTO



### SCALE DRAWING



### PIN ASSIGNMENT FRONT VIEW




### PART NUMBERS

3 pins	A Code	12C103
4 pins	A Code	12C105
5 pins	A Code	12C110
8 pins	A Code	12C112
12 pins	A Code	12C113
17 pins	A Code	12C122

### GENERAL INFORMATION

	3 pins	4 pins	5 pins	8 pins	12 pins	17 pins
Rated voltage	250V		60V	30V		
Rated current(40°C)	4A			2A	1.5A	1.5A
Standards/regulations	IEC 61076-2-101					
Termination	Solder					
Connector locking system	Screw					
Degree of protection	IP67, IP68, IP69K					
Wire gauge (mm <sup>2</sup> )	0.14mm <sup>2</sup> -0.75mm <sup>2</sup>					
Wire gauge (AWG)	26AWG-18AWG					
Mechanical operation	>100 mating cycles					
Ambient temperature (operation)	-25°C~+85°C					
Contact resistance	≤5mΩ					
Insulation resistance	≥100MΩ					
Connector body material	TPU					
Pin material	Phosphorus copper with gold plated					
Screw material	Brass with nickel plated					
Shielded shell material	Brass with nickel plated					
Gasket Material	Fluorine ring					
Customer tariff number	8538900000					
Environmental compliance	RoHs, Reach					



NATIONAL CABLE DISTRIBUTION

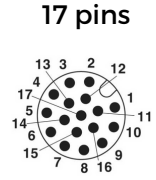
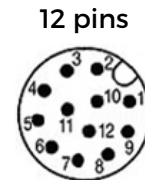
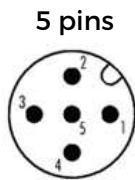
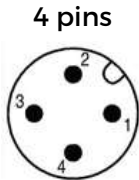
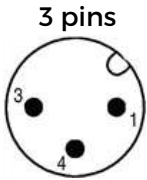
# M12 CODE A CATALOGUE

M12 A CODE MALE STRAIGHT FRONT PANEL MOUNT CONNECTOR WITH SOLDER PCB CONNECTOR

## PRODUCT PHOTO




### PIN ASSIGNMENT FRONT VIEW



### PART NUMBERS

		PG9 thread 15.3±0.1	M16 thread 16±0.1
3 pins	A Code	12B001	12B021
4 pins	A Code	12B005	12B025
5 pins	A Code	12B009	12B029
8 pins	A Code	12B013	12B033
12 pins	A Code	12B017	12B037
17 pins	A Code	12B173	12B177

GENERAL INFORMATION	3 pins	4 pins	5 pins	8 pins	12 pins	17 pins
Rated voltage	250V		60V	30V		
Rated current(40°C)	4A			2A	1.5A	1.5A
Standards/regulations	IEC 61076-2-101					
Termination	Solder PCB					
Connector locking system	Screw					
Degree of protection	IP67, IP68, IP69K					
Mechanical operation	>100 mating cycles					
Ambient temperature (operation)	-25°C~+85°C					
Contact resistance	≤5mΩ					
Insulation resistance	≥100MΩ					
Connector body material	TPU					
Pin material	Brass with gold plated					
Nut and Shell material	Brass with nickel plated					
Gasket Material	Fluorine ring					
Customer tariff number	8538900000					
Environmental compliance	RoHs, Reach					



NATIONAL CABLE DISTRIBUTION

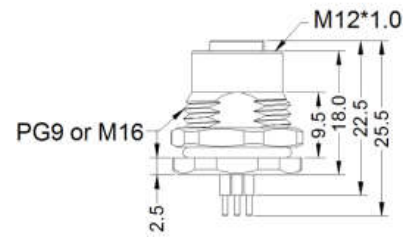
# M12 CODE A CATALOGUE

M12 A CODE FEMALE STRAIGHT FRONT PANEL MOUNT CONNECTOR WITH SOLDER PCB CONNECTOR

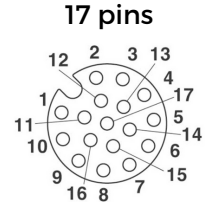

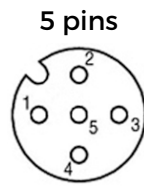
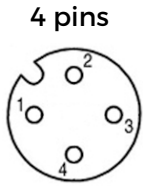
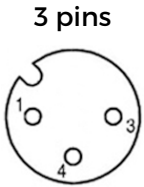
## PRODUCT PHOTO



## SCALE DRAWING



## PIN ASSIGNMENT FRONT VIEW




## PART NUMBERS

		PG9 thread 15.3±0.1	M16 thread 16±0.1
3 pins	A Code	12B003	12B023
4 pins	A Code	12B007	12B027
5 pins	A Code	12B011	12B031
8 pins	A Code	12B015	12B035
12 pins	A Code	12B019	12B039
17 pins	A Code	12B175	12B179

## GENERAL INFORMATION

	3 pins	4 pins	5 pins	8 pins	12 pins	17 pins
Rated voltage	250V		60V	30V		
Rated current(40°C)	4A			2A	1.5A	1.5A
Standards/regulations	IEC 61076-2-101					
Termination	Solder PCB					
Connector locking system	Screw					
Degree of protection	IP67, IP68, IP69K					
Mechanical operation	>100 mating cycles					
Ambient temperature (operation)	-25°C~+85°C					
Contact resistance	≤5mΩ					
Insulation resistance	≥100MΩ					
Connector body material	TPU					
Pin material	Phosphorus copper with gold plated					
Nut and Shell material	Brass with nickel plated					
Gasket Material	Fluorine ring					
Customer tariff number	8538900000					
Environmental compliance	RoHs, Reach					



NATIONAL CABLE DISTRIBUTION

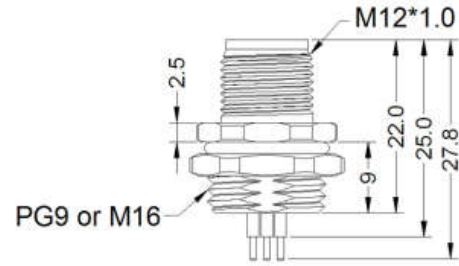
# M12 CODE A CATALOGUE

M12 A CODE MALE STRAIGHT REAR PANEL MOUNT CONNECTOR WITH SOLDER PCB CONNECTOR

## PRODUCT PHOTO



## SCALE DRAWING

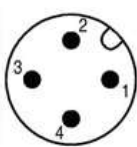


## PIN ASSIGNMENT FRONT VIEW

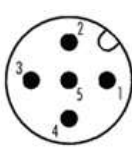
3 pins



4 pins



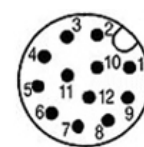
5 pins



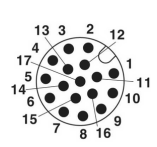
8 pins



12 pins



17 pins




## PART NUMBERS

		PG9 thread 15.3±0.1	M16 thread 16±0.1
3 pins	A Code	12B002	12B022
4 pins	A Code	12B006	12B026
5 pins	A Code	12B010	12B030
8 pins	A Code	12B014	12B034
12 pins	A Code	12B018	12B038
17 pins	A Code	12B174	12B178

## GENERAL INFORMATION

	3 pins	4 pins	5 pins	8 pins	12 pins	17 pins
Rated voltage	250V		60V	30V		
Rated current(40°C)	4A			2A	1.5A	1.5A
Standards/regulations	IEC 61076-2-101					
Termination	Solder PCB					
Connector locking system	Screw					
Degree of protection	IP67, IP68, IP69K					
Mechanical operation	>100 mating cycles					
Ambient temperature (operation)	-25°C~+85°C					
Contact resistance	≤5mΩ					
Insulation resistance	≥100MΩ					
Connector body material	TPU					
Pin material	Brass with gold plated					
Nut and Shell material	Brass with nickel plated					
Gasket Material	Fluorine ring					
Customer tariff number	8538900000					
Environmental compliance	RoHs, Reach					



NATIONAL CABLE DISTRIBUTION

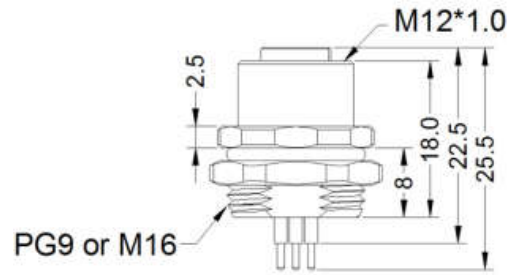
# M12 CODE A CATALOGUE

**M12 A CODE FEMALE STRAIGHT REAR PANEL MOUNT CONNECTOR WITH SOLDER PCB CONNECTOR**

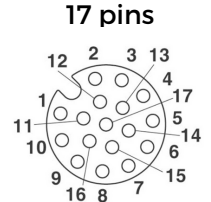
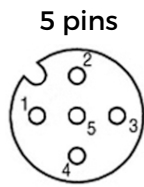
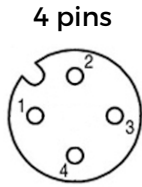
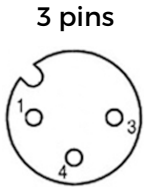
## PRODUCT PHOTO



## SCALE DRAWING



## PIN ASSIGNMENT FRONT VIEW




## PART NUMBERS

		PG9 thread 15.3±0.1	M16 thread 16±0.1
3 pins	A Code	12B004	12B024
4 pins	A Code	12B008	12B028
5 pins	A Code	12B012	12B032
8 pins	A Code	12B016	12B036
12 pins	A Code	12B020	12B040
17 pins	A Code	12B176	12B180

## GENERAL INFORMATION

	3 pins	4 pins	5 pins	8 pins	12 pins	17 pins
Rated voltage	250V		60V	30V		
Rated current(40°C)	4A			2A	1.5A	1.5A
Standards/regulations	IEC 61076-2-101					
Termination	Solder PCB					
Connector locking system	Screw					
Degree of protection	IP67, IP68, IP69K					
Mechanical operation	>100 mating cycles					
Ambient temperature (operation)	-25°C~+85°C					
Contact resistance	≤5mΩ					
Insulation resistance	≥100MΩ					
Connector body material	TPU					
Pin material	Phosphorus copper with gold plated					
Nut and Shell material	Brass with nickel plated					
Gasket Material	Fluorine ring					
Customer tariff number	8538900000					
Environmental compliance	RoHs, Reach					



NATIONAL CABLE DISTRIBUTION

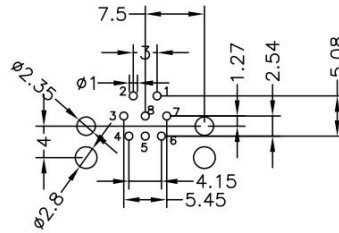
# M12 CODE A CATALOGUE

**M12 A CODE MALE RIGHT ANGLE FRONT PANEL MOUNT CONNECTOR WITH SOLDER PCB CONNECTOR**

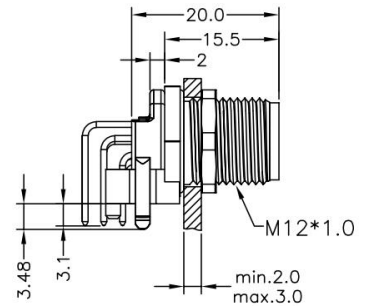
## PRODUCT PHOTO




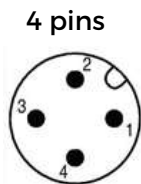
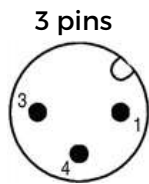
## SCALE DRAWING



View of mating side PCB



## PIN ASSIGNMENT FRONT VIEW




## PART NUMBERS

3 pins	A Code	12B065
4 pins	A Code	12B067
5 pins	A Code	12B069
8 pins	A Code	12B081
12 pins	A Code	12B073

## GENERAL INFORMATION

	3 pins	4 pins	5 pins	8 pins	12 pins
Rated voltage	250V	250V	60V	30V	30V
Rated current(40°C)	4A	4A	4A	2A	1.5A
Standards/regulations	IEC 61076-2-101				
Termination	Solder				
Connector locking system	Screw				
Degree of protection	IP67, IP68, IP69K				
Mechanical operation	>100 mating cycles				
Ambient temperature (operation)	-25°C~+85°C				
Contact resistance	≤5mΩ				
Insulation resistance	≥100MΩ				
Connector body material	TPU				
Pin material	Brass with gold plated				
Screw material	Brass with nickel plated				
Gasket Material	Fluorine ring				
Customer tariff number	8538900000				
Environmental compliance	RoHs, Reach				





NATIONAL CABLE DISTRIBUTION

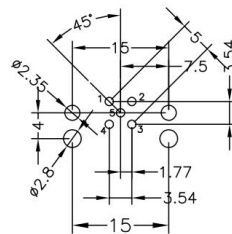
# M12 CODE A CATALOGUE

**M12 A CODE FEMALE RIGHT ANGLE FRONT PANEL MOUNT CONNECTOR WITH SOLDER PCB CONNECTOR**

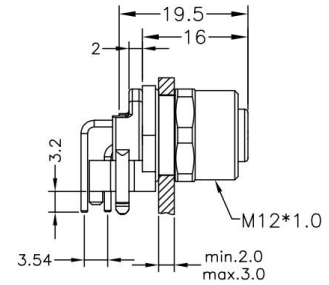
## PRODUCT PHOTO



## SCALE DRAWING

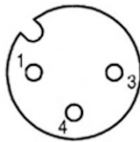


View of mating side PCB

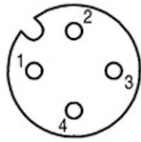


## PIN ASSIGNMENT FRONT VIEW

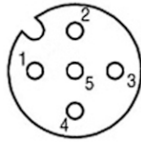
3 pins



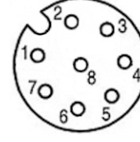
4 pins



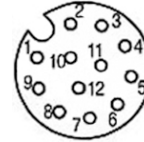
5 pins



8 pins



12 pins




## PART NUMBERS

3 pins	A Code	12B066
4 pins	A Code	12B068
5 pins	A Code	12B070
8 pins	A Code	12B072
12 pins	A Code	12B074

## GENERAL INFORMATION

GENERAL INFORMATION	3 pins	4 pins	5 pins	8 pins	12 pins
Rated voltage	250V	250V	60V	30V	30V
Rated current(40°C)	4A	4A	4A	2A	1.5A
Standards/regulations	IEC 61076-2-101				
Termination	Solder				
Connector locking system	Screw				
Degree of protection	IP67, IP68, IP69K				
Mechanical operation	>100 mating cycles				
Ambient temperature (operation)	-25°C~+85°C				
Contact resistance	≤5mΩ				
Insulation resistance	≥100MΩ				
Connector body material	TPU				
Pin material	Phosphorus copper with gold plated				
Screw material	Brass with nickel plated				
Gasket Material	Fluorine ring				
Customer tariff number	8538900000				
Environmental compliance	RoHs, Reach				

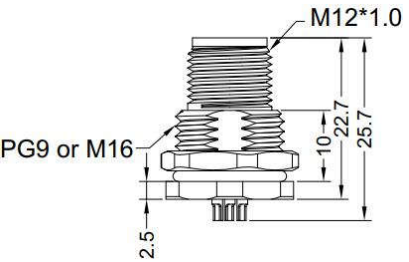


NATIONAL CABLE DISTRIBUTION

# M12 CODE A CATALOGUE

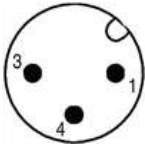
M12 A CODE MALE STRAIGHT FRONT PANEL MOUNT CONNECTOR WITH SOLDER WIRE CONNECTOR

## PRODUCT PHOTO

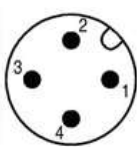


## PIN ASSIGNMENT FRONT VIEW

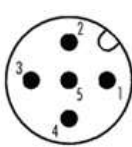
3 pins



4 pins



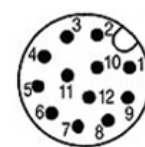
5 pins



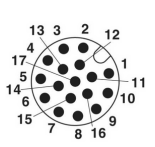
8 pins



12 pins



17 pins




## PART NUMBERS

		PG9 thread 15.3±0.1	M16 thread 16±0.1
3 pins	A Code	12H001	12H021
4 pins	A Code	12H005	12H025
5 pins	A Code	12H009	12H029
8 pins	A Code	12H013	12H033
12 pins	A Code	12H017	12H037
17 pins	A Code	12H095	12H099

## GENERAL INFORMATION

	3 pins	4 pins	5 pins	8 pins	12 pins	17 pins
Rated voltage	250V		60V	30V		
Rated current(40°C)	4A			2A	1.5A	1.5A
Standards/regulations	IEC 61076-2-101					
Termination	Solder Wires					
Connector locking system	Screw					
Degree of protection	IP67, IP68, IP69K					
Mechanical operation	>100 mating cycles					
Ambient temperature (operation)	-25°C~+85°C					
Contact resistance	≤5mΩ					
Insulation resistance	≥100MΩ					
Connector body material	TPU					
Pin material	Brass with gold plated					
Nut and Shell material	Brass with nickel plated					
Gasket Material	Fluorine ring					
Customer tariff number	8538900000					
Environmental compliance	RoHs, Reach					



NATIONAL CABLE DISTRIBUTION

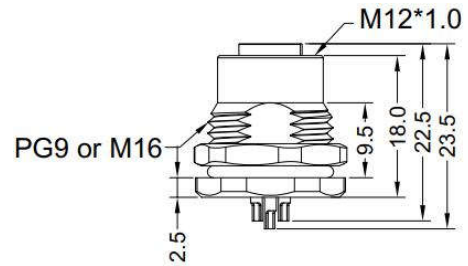
# M12 CODE A CATALOGUE

M12 A CODE FEMALE STRAIGHT FRONT PANEL MOUNT CONNECTOR WITH SOLDER WIRE CONNECTOR

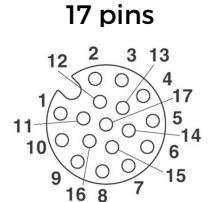

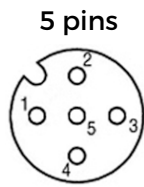
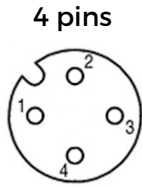
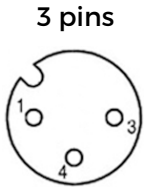
## PRODUCT PHOTO



## SCALE DRAWING



## PIN ASSIGNMENT FRONT VIEW




## PART NUMBERS

		PG9 thread 15.3±0.1	M16 thread 16±0.1
3 pins	A Code	12H003	12H023
4 pins	A Code	12H007	12H027
5 pins	A Code	12H011	12H031
8 pins	A Code	12H015	12H035
12 pins	A Code	12H019	12H039
17 pins	A Code	12H097	12H101

## GENERAL INFORMATION

	3 pins	4 pins	5 pins	8 pins	12 pins	17 pins
Rated voltage	250V		60V	30V		
Rated current(40°C)	4A			2A	1.5A	1.5A
Standards/regulations	IEC 61076-2-101					
Termination	Solder Wires					
Connector locking system	Screw					
Degree of protection	IP67, IP68, IP69K					
Mechanical operation	>100 mating cycles					
Ambient temperature (operation)	-25°C~+85°C					
Contact resistance	≤5mΩ					
Insulation resistance	≥100MΩ					
Connector body material	TPU					
Pin material	Phosphorus copper with gold plated					
Nut and Shell material	Brass with nickel plated					
Gasket Material	Fluorine ring					
Customer tariff number	8538900000					
Environmental compliance	RoHs, Reach					



NATIONAL CABLE DISTRIBUTION

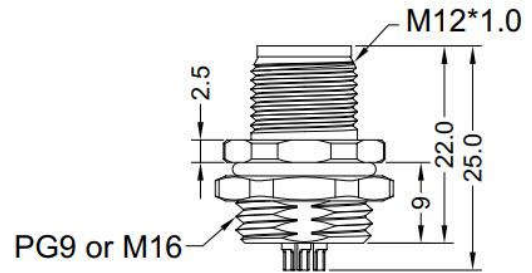
# M12 CODE A CATALOGUE

M12 A CODE MALE STRAIGHT REAR PANEL MOUNT CONNECTOR WITH SOLDER WIRE CONNECTOR

## PRODUCT PHOTO

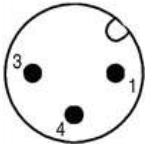


## SCALE DRAWING

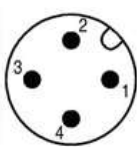


## PIN ASSIGNMENT FRONT VIEW

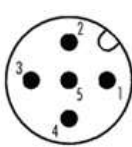
3 pins



4 pins



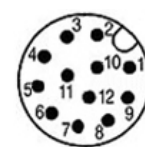
5 pins



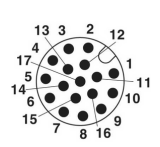
8 pins



12 pins



17 pins




## PART NUMBERS

		PG9 thread 15.3±0.1	M16 thread 16±0.1
3 pins	A Code	12H002	12H022
4 pins	A Code	12H006	12H026
5 pins	A Code	12H010	12H030
8 pins	A Code	12H014	12H034
12 pins	A Code	12H018	12H038
17 pins	A Code	12H096	12H100

## GENERAL INFORMATION

	3 pins	4 pins	5 pins	8 pins	12 pins	17 pins
Rated voltage	250V		60V	30V		
Rated current(40°C)	4A			2A	1.5A	1.5A
Standards/regulations	IEC 61076-2-101					
Termination	Solder Wires					
Connector locking system	Screw					
Degree of protection	IP67, IP68, IP69K					
Mechanical operation	>100 mating cycles					
Ambient temperature (operation)	-25°C~+85°C					
Contact resistance	≤5mΩ					
Insulation resistance	≥100MΩ					
Connector body material	TPU					
Pin material	Brass with gold plated					
Nut and Shell material	Brass with nickel plated					
Gasket Material	Fluorine ring					
Customer tariff number	8538900000					
Environmental compliance	RoHs, Reach					



NATIONAL CABLE DISTRIBUTION

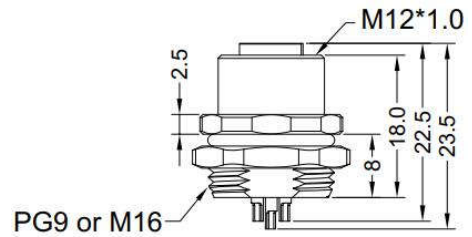
# M12 CODE A CATALOGUE

M12 A CODE FEMALE STRAIGHT REAR PANEL MOUNT CONNECTOR WITH SOLDER WIRE CONNECTOR

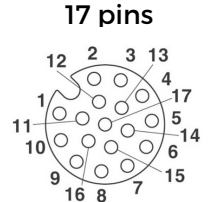

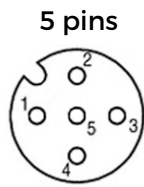
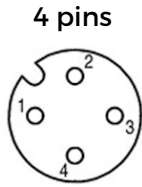
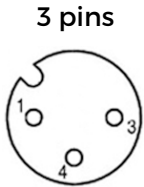
## PRODUCT PHOTO



## SCALE DRAWING



## PIN ASSIGNMENT FRONT VIEW




## PART NUMBERS

		PG9 thread 15.3±0.1	M16 thread 16±0.1
3 pins	A Code	12H004	12H024
4 pins	A Code	12H008	12H028
5 pins	A Code	12H012	12H032
8 pins	A Code	12H016	12H036
12 pins	A Code	12H020	12H040
17 pins	A Code	12H098	12H102

## GENERAL INFORMATION

	3 pins	4 pins	5 pins	8 pins	12 pins	17 pins
Rated voltage	250V		60V	30V		
Rated current(40°C)	4A			2A	1.5A	1.5A
Standards/regulations	IEC 61076-2-101					
Termination	Solder Wires					
Connector locking system	Screw					
Degree of protection	IP67, IP68, IP69K					
Mechanical operation	>100 mating cycles					
Ambient temperature (operation)	-25°C~+85°C					
Contact resistance	≤5mΩ					
Insulation resistance	≥100MΩ					
Connector body material	TPU					
Pin material	Phosphorus copper with gold plated					
Nut and Shell material	Brass with nickel plated					
Gasket Material	Fluorine ring					
Customer tariff number	8538900000					
Environmental compliance	RoHs, Reach					



NATIONAL CABLE DISTRIBUTION

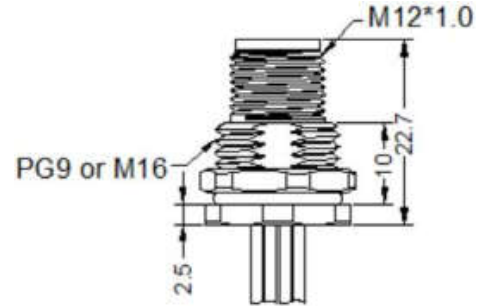
# M12 CODE A CATALOGUE

## M12 A CODE MALE STRAIGHT FRONT PANEL MOUNT CONNECTOR WITH WIRE

### PRODUCT PHOTO

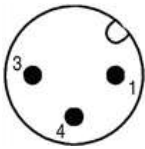


### SCALE DRAWING

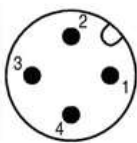


### PIN ASSIGNMENT FRONT VIEW

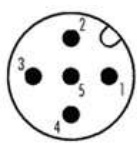
3 pins



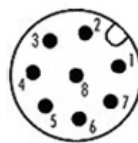
4 pins



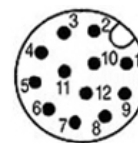
5 pins



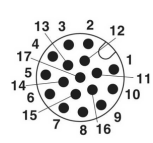
8 pins



12 pins



17 pins




#### PART NUMBERS

("X" is length millimetre mm)/

		PG9 thread 15.3±0.1	M16 thread 16±0.1
3 pins	A Code	12D001-X	12D021-X
4 pins	A Code	12D005-X	12D025-X
5 pins	A Code	12D009-X	12D029-X
8 pins	A Code	12D013-X	12D033-X
12 pins	A Code	12D017-X	12D037-X
17 pins	A Code	12D266-X	12D267-X

### GENERAL INFORMATION

	3 pins	4 pins	5 pins	8 pins	12 pins	17 pins
Rated voltage	250V		60V	30V		
Rated current(40°C)	4A			2A	1.5A	1.5A
Standards/regulations	IEC 61076-2-101					
Termination	Solder					
Connector locking system	Screw					
Degree of protection	IP67, IP68, IP69K					
Wire gauge (mm <sup>2</sup> )	0.14mm <sup>2</sup> -0.75mm <sup>2</sup>					
Wire gauge (AWG)	26AWG-18AWG					
Mechanical operation	>100 mating cycles					
Ambient temperature (operation)	-40°C~+85°C					
Contact resistance	≤5mΩ					
Insulation resistance	≥100MΩ					
Connector body material	TPU					
Pin material	Brass with gold plated					
Nut and shell material	Brass with nickel plated					
Gasket Material	Fluorine ring					
Customer tariff number	8538900000					
Environmental compliance	RoHs, Reach					



NATIONAL CABLE DISTRIBUTION

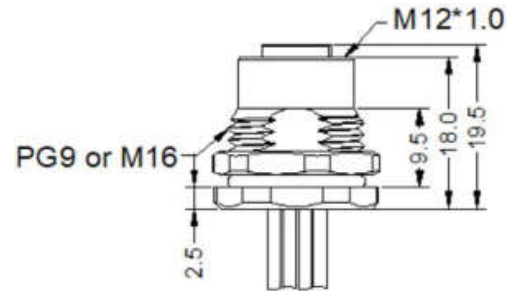
# M12 CODE A CATALOGUE

## M12 A CODE FEMALE STRAIGHT FRONT PANEL MOUNT CONNECTOR WITH WIRE

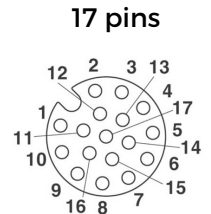
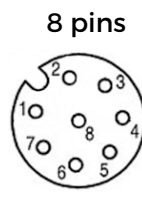
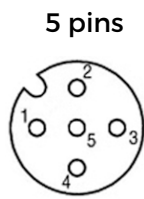
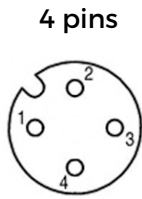

### PRODUCT PHOTO



### SCALE DRAWING



### PIN ASSIGNMENT FRONT VIEW




**PART NUMBERS**  
("X" is length millimetre mm)/

		PG9 thread 15.3±0.1	M16 thread 16±0.1
3 pins	A Code	12D003-X	12D023-X
4 pins	A Code	12D007-X	12D027-X
5 pins	A Code	12D011-X	12D031-X
8 pins	A Code	12D015-X	12D035-X
12 pins	A Code	12D019-X	12D039-X
17 pins	A Code	12D268-X	12D270-X

### GENERAL INFORMATION

GENERAL INFORMATION	3 pins	4 pins	5 pins	8 pins	12 pins	17 pins
Rated voltage	250V		60V	30V		
Rated current(40°C)	4A			2A	1.5A	1.5A
Standards/regulations	IEC 61076-2-101					
Termination	Solder					
Connector locking system	Screw					
Degree of protection	IP67, IP68, IP69K					
Wire gauge (mm <sup>2</sup> )	0.14mm <sup>2</sup> -0.75mm <sup>2</sup>					
Wire gauge (AWG)	26AWG-18AWG					
Mechanical operation	>100 mating cycles					
Ambient temperature (operation)	-40°C~+85°C					
Contact resistance	≤5mΩ					
Insulation resistance	≥100MΩ					
Connector body material	TPU					
Pin material	Phosphorus copper with gold plated					
Nut and shell material	Brass with nickel plated					
Gasket Material	Fluorine ring					
Customer tariff number	8538900000					
Environmental compliance	RoHs, Reach					



NATIONAL CABLE DISTRIBUTION

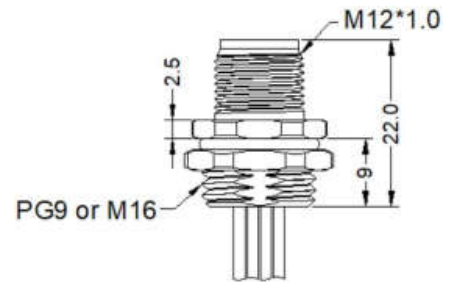
# M12 CODE A CATALOGUE

## M12 A CODE MALE STRAIGHT REAR PANEL MOUNT CONNECTOR WITH WIRE

### PRODUCT PHOTO



### SCALE DRAWING

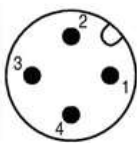


### PIN ASSIGNMENT FRONT VIEW

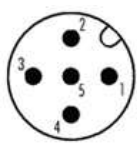
3 pins



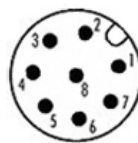
4 pins



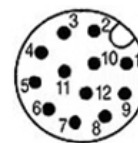
5 pins



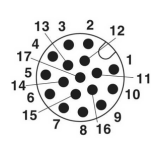
8 pins



12 pins



17 pins



#### PART NUMBERS


("X" is length millimetre mm)/

		PG9 thread 15.3±0.1	M16 thread 16±0.1
3 pins	A Code	12D002-X	12D022-X
4 pins	A Code	12D006-X	12D026-X
5 pins	A Code	12D010-X	12D030-X
8 pins	A Code	12D014-X	12D034-X
12 pins	A Code	12D018-X	12D038-X
17 pins	A Code	12D272-X	12D273-X

### GENERAL INFORMATION

	3 pins	4 pins	5 pins	8 pins	12 pins	17 pins
Rated voltage	250V		60V	30V		
Rated current(40°C)	4A			2A	1.5A	1.5A
Standards/regulations	IEC 61076-2-101					
Termination	Solder					
Connector locking system	Screw					
Degree of protection	IP67, IP68, IP69K					
Wire gauge (mm <sup>2</sup> )	0.14mm <sup>2</sup> -0.75mm <sup>2</sup>					
Wire gauge (AWG)	26AWG-18AWG					
Mechanical operation	>100 mating cycles					
Ambient temperature (operation)	-40°C~+85°C					
Contact resistance	≤5mΩ					
Insulation resistance	≥100MΩ					
Connector body material	TPU					
Pin material	Brass with gold plated					
Nut and shell material	Brass with nickel plated					
Gasket Material	Fluorine ring					
Customer tariff number	8538900000					
Environmental compliance	RoHs, Reach					





NATIONAL CABLE DISTRIBUTION

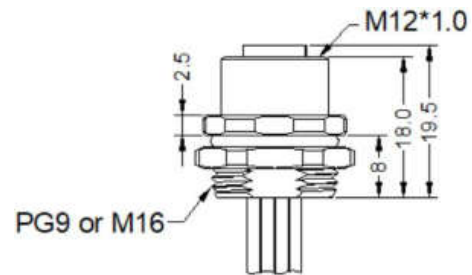
# M12 CODE A CATALOGUE

## M12 A CODE FEMALE STRAIGHT REAR PANEL MOUNT CONNECTOR WITH WIRE

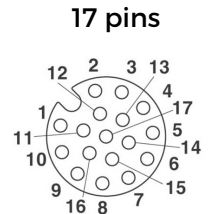
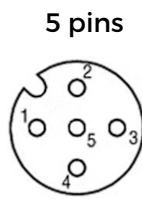
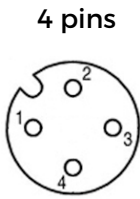

### PRODUCT PHOTO



### SCALE DRAWING



### PIN ASSIGNMENT FRONT VIEW




**PART NUMBERS**  
("X" is length millimetre mm)/

		PG9 thread 15.3±0.1	M16 thread 16±0.1
3 pins	A Code	12D004-X	12D024-X
4 pins	A Code	12D008-X	12D028-X
5 pins	A Code	12D012-X	12D032-X
8 pins	A Code	12D016-X	12D036-X
12 pins	A Code	12D020-X	12D040-X
17 pins	A Code	12D269-X	12D271-X

### GENERAL INFORMATION

GENERAL INFORMATION	3 pins	4 pins	5 pins	8 pins	12 pins	17 pins
Rated voltage	250V		60V	30V		
Rated current(40°C)	4A			2A	1.5A	1.5A
Standards/regulations	IEC 61076-2-101					
Termination	Solder					
Connector locking system	Screw					
Degree of protection	IP67, IP68, IP69K					
Wire gauge (mm <sup>2</sup> )	0.14mm <sup>2</sup> -0.75mm <sup>2</sup>					
Wire gauge (AWG)	26AWG-18AWG					
Mechanical operation	>100 mating cycles					
Ambient temperature (operation)	-40°C~+85°C					
Contact resistance	≤5mΩ					
Insulation resistance	≥100MΩ					
Connector body material	TPU					
Pin material	Phosphorus copper with gold plated					
Nut and shell material	Brass with nickel plated					
Gasket Material	Fluorine ring					
Customer tariff number	8538900000					
Environmental compliance	RoHs, Reach					



NATIONAL CABLE DISTRIBUTION

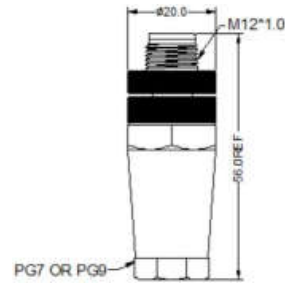
# M12 CODE A CATALOGUE

## M12 A CODE MALE STRAIGHT PLASTIC ASSEMBLY CONNECTOR

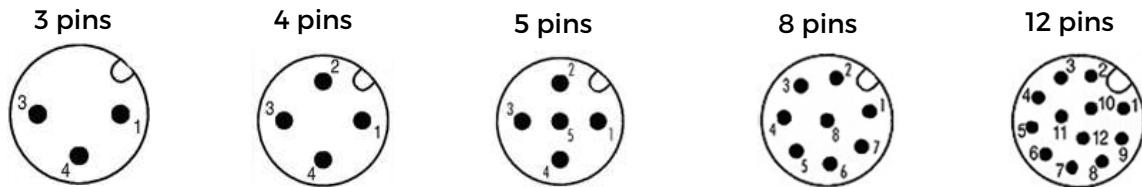
### PRODUCT PHOTO



### SCALE DRAWING




### PIN ASSIGNMENT FRONT VIEW



### PART NUMBERS

		PG7 hole	PG9 hole
3 pins	A Code	12ZU01-PG7	12ZU01-PG9
4 pins	A Code	12ZU03-PG7	12ZU03-PG9
5 pins	A Code	12ZU05-PG7	12ZU05-PG9
8 pins	A Code	12ZU07-PG7	12ZU07-PG9
12 pins	A Code	12ZU65-PG7	12ZU65-PG9

GENERAL INFORMATION	3 pins	4 pins	5 pins	8 pins	12 pins
Rated voltage	250V	250V	60V	30V	30V
Rated current(40°C)	4A	4A	4A	2A	1.5A
Standards/regulations	IEC 61076-2-101				
Termination	Screw Clamp				
Degree of protection	IP67				
Wire gauge (mm <sup>2</sup> )	0.14mm <sup>2</sup> -0.75mm <sup>2</sup>				
Wire gauge (AWG)	26AWG-18AWG				
PG7 hole suitable cable outer diameter	4.0mm-6.0mm				
PG9 hole suitable cable outer diameter	6.0mm-8.0mm				
Mechanical operation	>100 mating cycles				
Ambient temperature (operation)	-25°C~+85°C				
Contact resistance	≤5mΩ				
Insulation resistance	≥100MΩ				
Connector body material	TPU				
Pin material	Brass with gold plated				
Screw material	Brass with nickel plated				
Gasket Material	Fluorine ring				
Customer tariff number	8538900000				
Environmental compliance	RoHs, Reach				



NATIONAL CABLE DISTRIBUTION

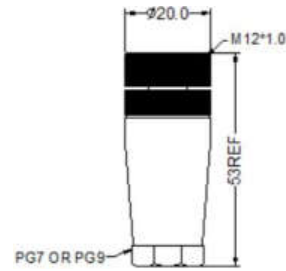
# M12 CODE A CATALOGUE

## M12 A CODE FEMALE STRAIGHT PLASTIC ASSEMBLY CONNECTOR

### PRODUCT PHOTO



### SCALE DRAWING

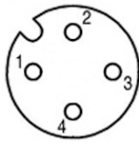


### PIN ASSIGNMENT FRONT VIEW

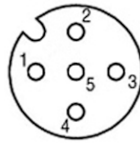
3 pins



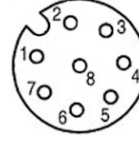
4 pins



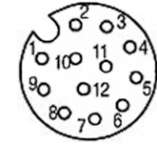
5 pins



8 pins



12 pins




### PART NUMBERS

		PG7 hole	PG9 hole
3 pins	A Code	12ZU02-PG7	12ZU02-PG9
4 pins	A Code	12ZU04-PG7	12ZU04-PG9
5 pins	A Code	12ZU06-PG7	12ZU06-PG9
8 pins	A Code	12ZU08-PG7	12ZU08-PG9
12 pins	A Code	12ZU66-PG7	12ZU66-PG9

### GENERAL INFORMATION

	3 pins	4 pins	5 pins	8 pins	12 pins
Rated voltage	250V	250V	60V	30V	30V
Rated current(40°C)	4A	4A	4A	2A	1.5A
Standards/regulations	IEC 61076-2-101				
Termination	Screw Clamp				
Degree of protection	IP67				
Wire gauge (mm <sup>2</sup> )	0.14mm <sup>2</sup> -0.75mm <sup>2</sup>				
Wire gauge (AWG)	26AWG-18AWG				
PG7 hole suitable cable outer diameter	4.0mm-6.0mm				
PG9 hole suitable cable outer diameter	6.0mm-8.0mm				
Mechanical operation	>100 mating cycles				
Ambient temperature (operation)	-25°C~+85°C				
Contact resistance	≤5mΩ				
Insulation resistance	≥100MΩ				
Connector body material	TPU				
Pin material	Phosphorus copper with gold plated				
Screw material	Brass with nickel plated				
Gasket Material	Fluorine ring				
Customer tariff number	8538900000				
Environmental compliance	RoHs, Reach				



NATIONAL CABLE DISTRIBUTION

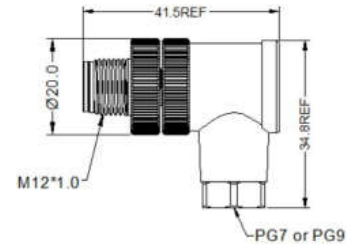
# M12 CODE A CATALOGUE

## M12 A CODE MALE RIGHT ANGLE PLASTIC ASSEMBLY CONNECTOR

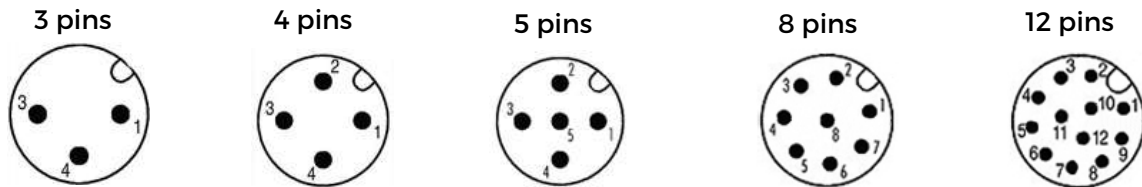
### PRODUCT PHOTO



### SCALE DRAWING



### PIN ASSIGNMENT FRONT VIEW




### PART NUMBERS

		PG7 hole	PG9 hole
3 pins	A Code	12ZU21-PG7	12ZU21-PG9
4 pins	A Code	12ZU23-PG7	12ZU23-PG9
5 pins	A Code	12ZU25-PG7	12ZU25-PG9
8 pins	A Code	12ZU27-PG7	12ZU27-PG9
12 pins	A Code	12ZU71-PG7	12ZU71-PG9

### GENERAL INFORMATION

	3 pins	4 pins	5 pins	8 pins	12 pins
Rated voltage	250V	250V	60V	30V	30V
Rated current(40°C)	4A	4A	4A	2A	1.5A
Standards/regulations	IEC 61076-2-101				
Termination	Screw Clamp				
Degree of protection	IP67				
Wire gauge (mm <sup>2</sup> )	0.14mm <sup>2</sup> -0.75mm <sup>2</sup>				
Wire gauge (AWG)	26AWG-18AWG				
PG7 hole suitable cable outer diameter	4.0mm-6.0mm				
PG9 hole suitable cable outer diameter	6.0mm-8.0mm				
Mechanical operation	>100 mating cycles				
Ambient temperature (operation)	-25°C~+85°C				
Contact resistance	≤5mΩ				
Insulation resistance	≥100MΩ				
Connector body material	TPU				
Pin material	Brass with gold plated				
Screw material	Brass with nickel plated				
Gasket Material	Fluorine ring				
Customer tariff number	8538900000				
Environmental compliance	RoHs, Reach				



NATIONAL CABLE DISTRIBUTION

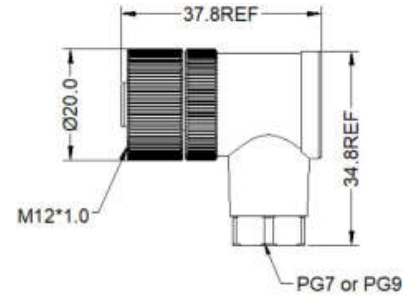
# M12 CODE A CATALOGUE

## M12 A CODE FEMALE RIGHT ANGLE PLASTIC ASSEMBLY CONNECTOR

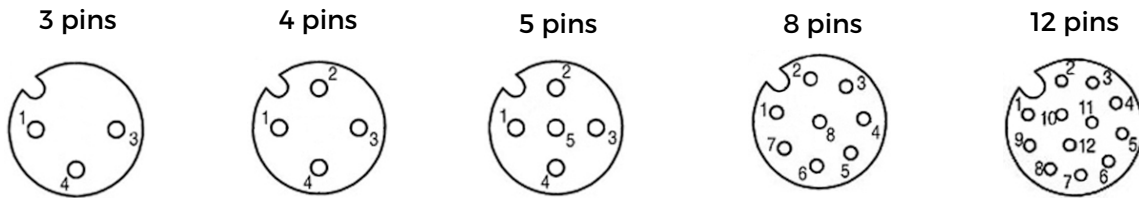
### PRODUCT PHOTO



### SCALE DRAWING



### PIN ASSIGNMENT FRONT VIEW




### PART NUMBERS

		PG7 hole	PG9 hole
3 pins	A Code	12ZU22-PG7	12ZU22-PG9
4 pins	A Code	12ZU24-PG7	12ZU24-PG9
5 pins	A Code	12ZU26-PG7	12ZU26-PG9
8 pins	A Code	12ZU28-PG7	12ZU28-PG9
12 pins	A Code	12ZU72-PG7	12ZU72-PG9

### GENERAL INFORMATION

	3 pins	4 pins	5 pins	8 pins	12 pins
Rated voltage	250V	250V	60V	30V	30V
Rated current(40°C)	4A	4A	4A	2A	1.5A
Standards/regulations	IEC 61076-2-101				
Termination	Screw Clamp				
Degree of protection	IP67				
Wire gauge (mm <sup>2</sup> )	0.14mm <sup>2</sup> -0.75mm <sup>2</sup>				
Wire gauge (AWG)	26AWG-18AWG				
PG7 hole suitable cable outer diameter	4.0mm-6.0mm				
PG9 hole suitable cable outer diameter	6.0mm-8.0mm				
Mechanical operation	>100 mating cycles				
Ambient temperature (operation)	-25°C~+85°C				
Contact resistance	≤5mΩ				
Insulation resistance	≥100MΩ				
Connector body material	TPU				
Pin material	Phosphorus copper with gold plated				
Screw material	Brass with nickel plated				
Gasket Material	Fluorine ring				
Customer tariff number	8538900000				
Environmental compliance	RoHs, Reach				



NATIONAL CABLE DISTRIBUTION

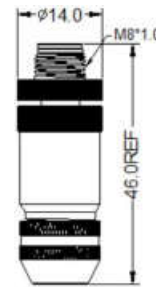
# M12 CODE A CATALOGUE

## M12 A CODE MALE STRAIGHT METAL ASSEMBLY CONNECTOR WITH SHIELDED

### PRODUCT PHOTO

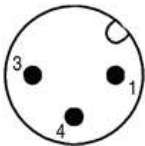


### SCALE DRAWING

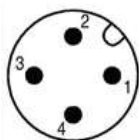


### PIN ASSIGNMENT FRONT VIEW

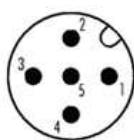
3 pins



4 pins



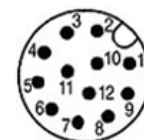
5 pins



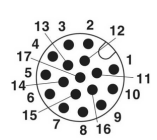
8 pins



12 pins



17 pins




### PART NUMBERS

		PG7 hole	PG9 hole
3 pins	A Code	12ZS31-PG7	12ZS31-PG9
4 pins	A Code	12ZS33-PG7	12ZS33-PG9
5 pins	A Code	12ZS35-PG7	12ZS35-PG9
8 pins	A Code	12ZS37-PG7	12ZS37-PG9
12 pins	A Code	12ZS73-PG7	12ZS73-PG9
17 pins	A Code		12ZS71-PG9

### GENERAL INFORMATION

	3 pins	4 pins	5 pins	8 pins	12 pins	17 pins
Rated voltage	250V		60V	30V		
Rated current(40°C)	4A			2A	1.5A	1.5A
Standards/regulations	IEC 61076-2-101					
Termination	Screw Clamp					
Degree of protection	IP67					
Wire gauge (mm <sup>2</sup> )	0.14mm <sup>2</sup> -0.75mm <sup>2</sup>					
Wire gauge (AWG)	26AWG-18AWG					
PG7 hole suitable cable outer diameter	4.0mm-6.0mm					
PG9 hole suitable cable outer diameter	6.0mm-8.0mm					
Mechanical operation	>100 mating cycles					
Ambient temperature (operation)	-25°C~+85°C					
Contact resistance	≤5mΩ					
Insulation resistance	≥100MΩ					
Connector body material	TPU					
Pin material	Brass with gold plated					
Screw material	Brass with nickel plated					
Gasket Material	Fluorine ring					
Customer tariff number	8538900000					
Environmental compliance	RoHs, Reach					



NATIONAL CABLE DISTRIBUTION

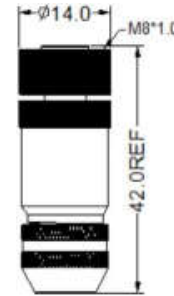
# M12 CODE A CATALOGUE

## M12 A CODE FEMALE STRAIGHT METAL ASSEMBLY CONNECTOR WITH SHIELDED

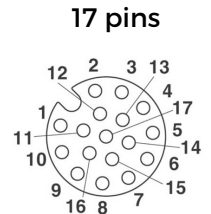
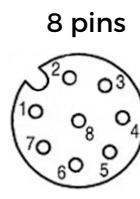
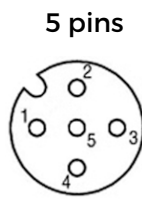
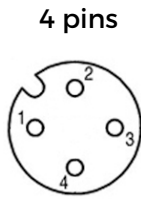

### PRODUCT PHOTO



### SCALE DRAWING



### PIN ASSIGNMENT FRONT VIEW



### PART NUMBERS


		PG7 hole	PG9 hole
3 pins	A Code	12ZS32-PG7	12ZS32-PG9
4 pins	A Code	12ZS34-PG7	12ZS34-PG9
5 pins	A Code	12ZS36-PG7	12ZS36-PG9
8 pins	A Code	12ZS38-PG7	12ZS38-PG9
12 pins	A Code	12ZS74-PG7	12ZS74-PG9
17 pins	A Code		12ZS72-PG9

### GENERAL INFORMATION

	3 pins	4 pins	5 pins	8 pins	12 pins	17 pins
Rated voltage	250V		60V	30V		
Rated current(40°C)	4A			2A	1.5A	1.5A
Standards/regulations	IEC 61076-2-101					
Termination	Screw Clamp					
Degree of protection	IP67					
Wire gauge (mm <sup>2</sup> )	0.14mm <sup>2</sup> -0.75mm <sup>2</sup>					
Wire gauge (AWG)	26AWG-18AWG					
PG7 hole suitable cable outer diameter	4.0mm-6.0mm					
PG9 hole suitable cable outer diameter	6.0mm-8.0mm					
Mechanical operation	>100 mating cycles					
Ambient temperature (operation)	-25°C~+85°C					
Contact resistance	≤5mΩ					
Insulation resistance	≥100MΩ					
Connector body material	TPU					
Pin material	Phosphorus copper with gold plated					
Screw material	Brass with nickel plated					
Gasket Material	Fluorine ring					
Customer tariff number	8538900000					
Environmental compliance	RoHs, Reach					





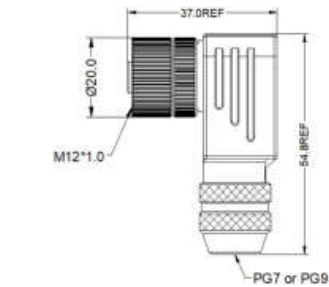


NATIONAL CABLE DISTRIBUTION

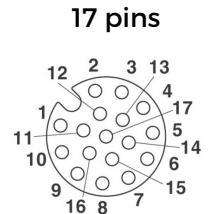
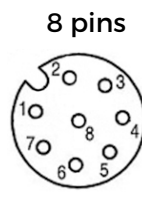
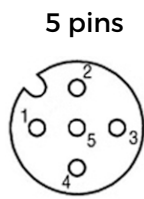
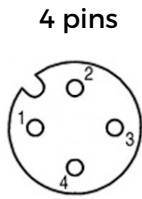

# M12 CODE A CATALOGUE

## M12 A CODE FEMALE RIGHT ANGLE METAL ASSEMBLY CONNECTOR WITH SHIELDED

### PRODUCT PHOTO




### PIN ASSIGNMENT FRONT VIEW



### PART NUMBERS

		PG7 hole	PG9 hole
3 pins	A Code	12ZS42-PG7	12ZS42-PG9
4 pins	A Code	12ZS44-PG7	12ZS44-PG9
5 pins	A Code	12ZS46-PG7	12ZS46-PG9
8 pins	A Code	12ZS48-PG7	12ZS48-PG9
12 pins	A Code	12ZS76-PG7	12ZS76-PG9
17 pins	A Code		12ZS78-PG9

GENERAL INFORMATION	3 pins	4 pins	5 pins	8 pins	12 pins	17 pins
Rated voltage	250V		60V	30V		
Rated current(40°C)	4A			2A	1.5A	1.5A
Standards/regulations	IEC 61076-2-101					
Termination	Screw Clamp					
Degree of protection	IP67					
Wire gauge (mm <sup>2</sup> )	0.14mm <sup>2</sup> -0.75mm <sup>2</sup>					
Wire gauge (AWG)	26AWG-18AWG					
PG7 hole suitable cable outer diameter	4.0mm-6.0mm					
PG9 hole suitable cable outer diameter	6.0mm-8.0mm					
Mechanical operation	>100 mating cycles					
Ambient temperature (operation)	-25°C~+85°C					
Contact resistance	≤5mΩ					
Insulation resistance	≥100MΩ					
Connector body material	TPU					
Pin material	Phosphorus copper with gold plated					
Screw material	Brass with nickel plated					
Gasket Material	Fluorine ring					
Customer tariff number	8538900000					
Environmental compliance	RoHs, Reach					



NATIONAL CABLE DISTRIBUTION

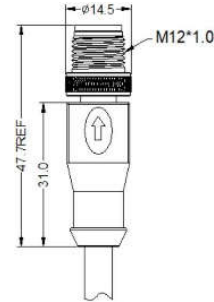
# M12 CODE A CATALOGUE

## M12 A CODE MALE STRAIGHT MOLDED CABLE, UNSHIELDED

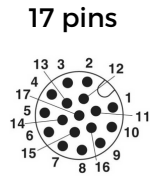
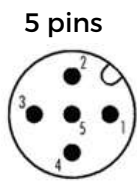
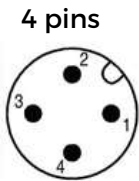
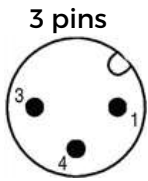
### PRODUCT PHOTO



### SCALE DRAWING




### PIN ASSIGNMENT FRONT VIEW



### PART NUMBERS ("X" is length millimetre mm)

		PVC jacket		PUR jacket
		-10°C~+80°C	-40°C~+105°C	-40°C~+105°C
3 pins	A Code	12L00123-X	12L00199-X	12L00200-X
4 pins	A Code	12L00124-X	12L00210-X	12L00183-X
5 pins	A Code	12L00125-X	12L00236-X	12L00237-X
8 pins	A Code	12L00191-X	12L00251-X	12L00007-X
12 pins	A Code	12L00266-X	12L00267-X	12L00268-X
17 pins	A Code	12L00293-X	12L00294-X	12L00295-X

GENERAL INFORMATION	3 pins	4 pins	5 pins	8 pins	12 pins	17 pins
Rated voltage	250V		60V	30V		
Rated current(40°C)	4A			2A	1.5A	1.5A
Standards/regulations	IEC 61076-2-101					
Termination	Solder and over-mold					
Connector locking system	Screw					
Degree of protection	IP67, IP68, IP69K					
Wire gauge (mm <sup>2</sup> )	0.14mm <sup>2</sup> -0.75mm <sup>2</sup>					
Wire gauge (AWG)	26AWG-18AWG					
Mechanical operation	>100 mating cycles					
Ambient temperature (operation)	-25°C~+85°C					
Contact resistance	≤5mΩ					
Insulation resistance	≥100MΩ					
Connector body material	TPU					
Pin material	Brass with gold plated					
Screw material	Brass with nickel plated					
Gasket Material	Fluorine ring					
Customer tariff number	8538900000					
Environmental compliance	RoHs, Reach					



NATIONAL CABLE DISTRIBUTION

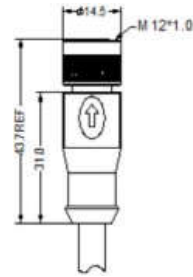
# M12 CODE A CATALOGUE

## M12 A CODE FEMALE STRAIGHT MOLDED CABLE, UNSHIELDED

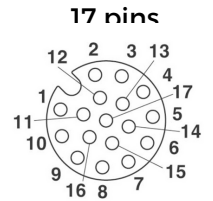
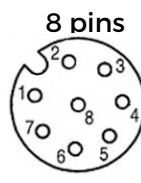
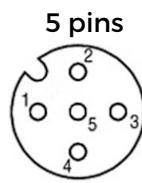
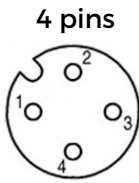
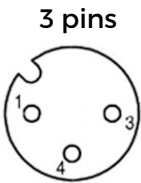
### PRODUCT PHOTO



### SCALE DRAWING



### PIN ASSIGNMENT FRONT VIEW




### PART NUMBERS ("X" is length millimetre mm)

		PVC jacket		PUR jacket
		-10°C~+80°C	-40°C~+105°C	-40°C~+105°C
3 pins	A Code	12L00201-X	12L00202-X	12L00203-X
4 pins	A Code	12L00169-X	12L00225-X	12L00016-X
5 pins	A Code	12L00240-X	12L00116-X	12L00185-X
8 pins	A Code	12L00192-X	12L00253-X	12L00254-X
12 pins	A Code	12L00197-X	12L00269-X	12L00270-X
17 pins	A Code	12L00296-X	12L00297-X	12L00298-X

### GENERAL INFORMATION

	3 pins	4 pins	5 pins	8 pins	12 pins	17 pins
Rated voltage	250V		60V	30V		
Rated current(40°C)	4A			2A	1.5A	1.5A
Standards/regulations	IEC 61076-2-101					
Termination	Solder and over-mold					
Degree of protection	IP67, IP68, IP69K					
Wire gauge (mm <sup>2</sup> )	0.14mm <sup>2</sup> -0.75mm <sup>2</sup>					
Wire gauge (AWG)	26AWG-18AWG					
Mechanical operation	>100 mating cycles					
Contact resistance	≤5mΩ					
Insulation resistance	≥100MΩ					
Connector body material	TPU					
Pin material	Phosphorus copper with gold plated					
Screw material	Brass with nickel plated					
Gasket Material	Fluorine ring					
Over-mold material	TPU					
Customer tariff number	8538900000					
Environmental compliance	RoHs, Reach					



NATIONAL CABLE DISTRIBUTION

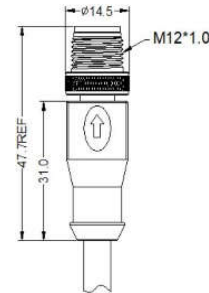
# M12 CODE A CATALOGUE

## M12 A CODE MALE STRAIGHT MOLDED CABLE, SHIELDED

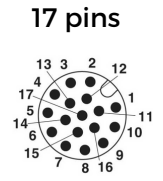
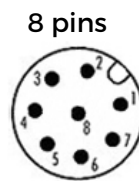
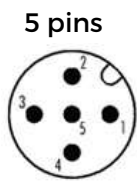
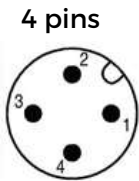
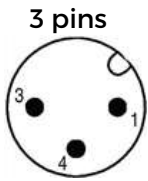
### PRODUCT PHOTO



### SCALE DRAWING



### PIN ASSIGNMENT FRONT VIEW




### PART NUMBERS ("X" is length millimetre mm)

		PVC jacket		PUR jacket
		-10°C~+80°C	-40°C~+105°C	-40°C~+105°C
3 pins	A Code	12L00210-X	12L00211-X	12L00212-X
4 pins	A Code	12L00227-X	12L00228-X	12L00120-X
5 pins	A Code	12L00243-X	12L00244-X	12L00150-X
8 pins	A Code	12L00260-X	12L00261-X	12L00262-X
12 pins	A Code	12L00277-X	12L00278-X	12L00279-X
17 pins	A Code	12L00299-X	12L002300-X	12L0021301-X

### GENERAL INFORMATION

	3 pins	4 pins	5 pins	8 pins	12 pins	17 pins
Rated voltage	250V		60V	30V		
Rated current(40°C)	4A			2A	1.5A	1.5A
Standards/regulations	IEC 61076-2-101					
Termination	Solder and over-mold					
Degree of protection	IP67, IP68, IP69K					
Wire gauge (mm <sup>2</sup> )	0.14mm <sup>2</sup> -0.75mm <sup>2</sup>					
Wire gauge (AWG)	26AWG-18AWG					
Mechanical operation	>100 mating cycles					
Contact resistance	≤5mΩ					
Insulation resistance	≥100MΩ					
Connector body material	TPU					
Pin material	Brass with gold plated					
Screw material	Brass with nickel plated					
Shielded shell	Brass with nickel plated					
Over-mold material	TPU					
Customer tariff number	8538900000					
Environmental compliance	RoHs, Reach					



NATIONAL CABLE DISTRIBUTION

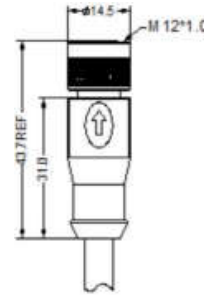
# M12 CODE A CATALOGUE

## M12 A CODE FEMALE STRAIGHT MOLDED CABLE, SHIELDED

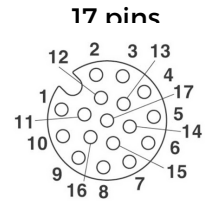
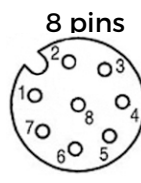
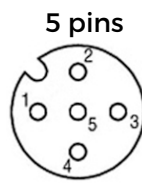
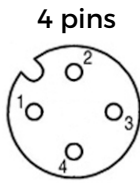
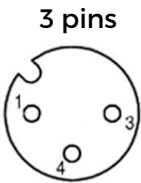
### PRODUCT PHOTO



### SCALE DRAWING



### PIN ASSIGNMENT FRONT VIEW




### PART NUMBERS ("X" is length millimetre mm)

		PVC jacket		PUR jacket
		-10°C~+80°C	-40°C~+105°C	-40°C~+105°C
3 pins	A Code	12L00213-X	12L00214-X	12L00215-X
4 pins	A Code	12L00233-X	12L00234-X	12L00235-X
5 pins	A Code	12L00247-X	12L00248-X	12L00147-X
8 pins	A Code	12L00263-X	12L00264-X	12L00017-X
12 pins	A Code	12L00198-X	12L00280-X	12L00281-X
17 pins	A Code	12L00302-X	12L00303-X	12L00304-X

### GENERAL INFORMATION

	3 pins	4 pins	5 pins	8 pins	12 pins	17 pins
Rated voltage	250V		60V	30V		
Rated current(40°C)	4A			2A	1.5A	1.5A
Standards/regulations	IEC 61076-2-101					
Termination	Solder and over-mold					
Degree of protection	IP67, IP68, IP69K					
Wire gauge (mm <sup>2</sup> )	0.14mm <sup>2</sup> -0.75mm <sup>2</sup>					
Wire gauge (AWG)	26AWG-18AWG					
Mechanical operation	>100 mating cycles					
Contact resistance	≤5mΩ					
Insulation resistance	≥100MΩ					
Connector body material	TPU					
Pin material	Phosphorus copper with gold plated					
Screw material	Brass with nickel plated					
Shielded shell	Brass with nickel plated					
Over-mold material	TPU					
Gasket Material	Fluorine ring					
Customer tariff number	8538900000					
Environmental compliance	RoHs, Reach					



NATIONAL CABLE DISTRIBUTION

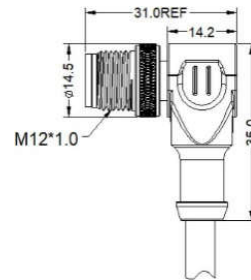
# M12 CODE A CATALOGUE

**M12 A CODE MALE RIGHT ANGLE MOLDED CABLE, UNSHIELDED**

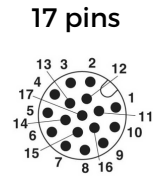
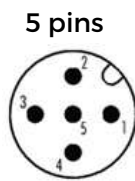
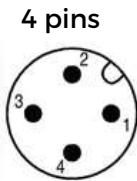
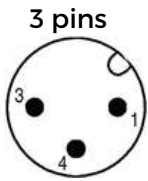
PRODUCT PHOTO



SCALE DRAWING



## PIN ASSIGNMENT FRONT VIEW




### PART NUMBERS ("X" is length millimetre mm)

		PVC jacket		PUR jacket
		-10°C~+80°C	-40°C~+105°C	-40°C~+105°C
3 pins	A Code	12L00204-X	12L00205-X	12L00206-X
4 pins	A Code	12L00222-X	12L00223-X	12L00224-X
5 pins	A Code	12L00181-X	12L00238-X	12L00239-X
8 pins	A Code	12L00163-X	12L00252-X	12L00006-X
12 pins	A Code	12L00271-X	12L00272-X	12L00273-X
17 pins	A Code	12L00177-X	12L00288-X	12L00289-X

## GENERAL INFORMATION

	3 pins	4 pins	5 pins	8 pins	12 pins	17 pins
Rated voltage	250V		60V	30V		
Rated current(40°C)	4A			2A	1.5A	1.5A
Standards/regulations	IEC 61076-2-101					
Termination	Solder and over-mold					
Degree of protection	IP67, IP68, IP69K					
Wire gauge (mm <sup>2</sup> )	0.14mm <sup>2</sup> -0.75mm <sup>2</sup>					
Wire gauge (AWG)	26AWG-18AWG					
Mechanical operation	>100 mating cycles					
Contact resistance	≤5mΩ					
Insulation resistance	≥100MΩ					
Connector body material	TPU					
Pin material	Brass with gold plated					
Screw material	Brass with nickel plated					
Over-mold material	TPU					
Customer tariff number	8538900000					
Environmental compliance	RoHs, Reach					



NATIONAL CABLE DISTRIBUTION

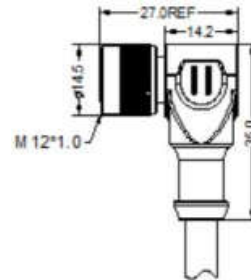
# M12 CODE A CATALOGUE

## M12 A CODE FEMALE RIGHT ANGLE MOLDED CABLE, UNSHIELDED

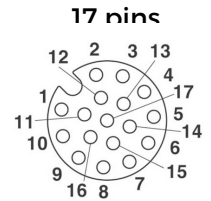

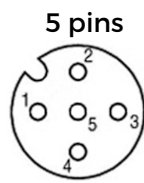
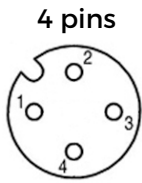
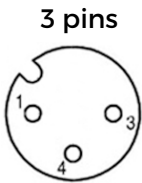
### PRODUCT PHOTO



### SCALE DRAWING




### PIN ASSIGNMENT FRONT VIEW



### PART NUMBERS ("X" is length millimetre mm)

		PVC jacket		PUR jacket
		-10°C~+80°C	-40°C~+105°C	-40°C~+105°C
3 pins	A Code	12L00207-X	12L00208-X	12L00209-X
4 pins	A Code	12L00170-X	12L00226-X	12L00029-X
5 pins	A Code	12L00241-X	12L00171-X	12L00242-X
8 pins	A Code	12L00164-X	12L00255-X	12L00256-X
12 pins	A Code	12L00274-X	12L00275-X	12L00276-X
17 pins	A Code	12L00290-X	12L00291-X	12L00292-X

GENERAL INFORMATION	3 pins	4 pins	5 pins	8 pins	12 pins	17 pins
Rated voltage	250V		60V	30V		
Rated current(40°C)	4A			2A	1.5A	1.5A
Standards/regulations	IEC 61076-2-101					
Termination	Solder and over-mold					
Degree of protection	IP67, IP68, IP69K					
Wire gauge (mm <sup>2</sup> )	0.14mm <sup>2</sup> -0.75mm <sup>2</sup>					
Wire gauge (AWG)	26AWG-18AWG					
Mechanical operation	>100 mating cycles					
Contact resistance	≤5mΩ					
Insulation resistance	≥100MΩ					
Connector body material	TPU					
Pin material	Phosphorus copper with gold plated					
Screw material	Brass with nickel plated					
Over-mold material	TPU					
Gasket Material	Fluorine ring					
Customer tariff number	8538900000					
Environmental compliance	RoHs, Reach					



NATIONAL CABLE DISTRIBUTION

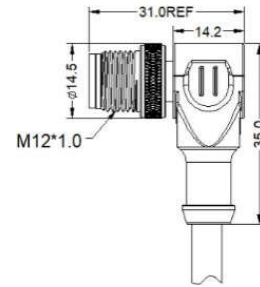
# M12 CODE A CATALOGUE

## M12 A CODE MALE RIGHT ANGLE MOLDED CABLE, SHIELDED

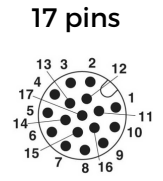
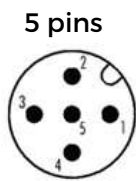
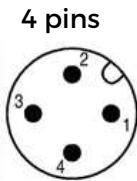
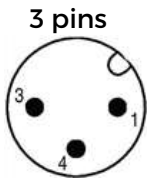
### PRODUCT PHOTO



### SCALE DRAWING



### PIN ASSIGNMENT FRONT VIEW




### PART NUMBERS ("X" is length millimetre mm)

		PVC jacket		PUR jacket
		-10°C~+80°C	-40°C~+105°C	-40°C~+105°C
3 pins	A Code	12L00216-X	12L00217-X	12L00218-X
4 pins	A Code	12L00229-X	12L00145-X	12L00230-X
5 pins	A Code	12L00245-X	12L00246-X	12L00002-X
8 pins	A Code	12L00257-X	12L00311-X	12L00258-X
12 pins	A Code	12L00282-X	12L00283-X	12L00284-X
17 pins	A Code	12L00305-X	12L00306-X	12L00307-X

GENERAL INFORMATION	3 pins	4 pins	5 pins	8 pins	12 pins	17 pins
Rated voltage	250V		60V	30V		
Rated current(40°C)	4A			2A	1.5A	1.5A
Standards/regulations	IEC 61076-2-101					
Termination	Solder and over-mold					
Degree of protection	IP67, IP68, IP69K					
Wire gauge (mm <sup>2</sup> )	0.14mm <sup>2</sup> -0.75mm <sup>2</sup>					
Wire gauge (AWG)	26AWG-18AWG					
Mechanical operation	>100 mating cycles					
Contact resistance	≤5mΩ					
Insulation resistance	≥100MΩ					
Connector body material	TPU					
Pin material	Brass with gold plated					
Screw material	Brass with nickel plated					
Over-mold material	TPU					
Shielded shell	Brass with nickel plated					
Customer tariff number	8538900000					
Environmental compliance	RoHs, Reach					





NATIONAL CABLE DISTRIBUTION

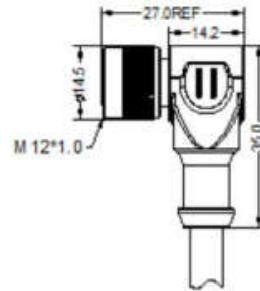
# M12 CODE A CATALOGUE

## M12 A CODE FEMALE RIGHT ANGLE MOLDED CABLE, SHIELDED

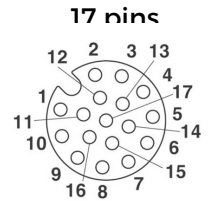

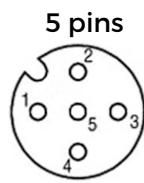
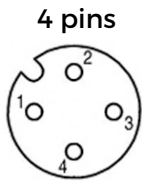
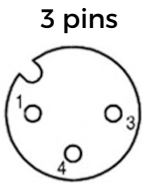
### PRODUCT PHOTO



### SCALE DRAWING




### PIN ASSIGNMENT FRONT VIEW



### PART NUMBERS ("X" is length millimetre mm)

		PVC jacket		PUR jacket
		-10°C~+80°C	-40°C~+105°C	-40°C~+105°C
3 pins	A Code	12L00219-X	12L00220-X	12L00221-X
4 pins	A Code	12L00231-X	12L00108-X	12L00232-X
5 pins	A Code	12L00249-X	12L00250-X	12L00151-X
8 pins	A Code	12L00259-X	12L00312-X	12L00265-X
12 pins	A Code	12L00285-X	12L00286-X	12L00287-X
17 pins	A Code	12L00308-X	12L00309-X	12L00310-X

GENERAL INFORMATION	3 pins	4 pins	5 pins	8 pins	12 pins	17 pins
Rated voltage	250V		60V	30V		
Rated current(40°C)	4A			2A	1.5A	1.5A
Standards/regulations	IEC 61076-2-101					
Termination	Solder and over-mold					
Degree of protection	IP67, IP68, IP69K					
Wire gauge (mm <sup>2</sup> )	0.14mm <sup>2</sup> -0.75mm <sup>2</sup>					
Wire gauge (AWG)	26AWG-18AWG					
Mechanical operation	>100 mating cycles					
Contact resistance	≤5mΩ					
Insulation resistance	≥100MΩ					
Connector body material	TPU					
Pin material	Phosphorus copper with gold plated					
Screw material	Brass with nickel plated					
Over-mold material	TPU					
Gasket Material	Fluorine ring					
Shielded Shell	Brass with nickel plated					
Customer tariff number	8538900000					
Environmental compliance	RoHs, Reach					



NATIONAL CABLE DISTRIBUTION

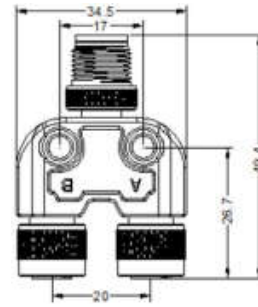
# M12 CODE A CATALOGUE

## M12 A CODE ONE MALE TO TWO FEMALE Y SPLITTER CONNECTOR

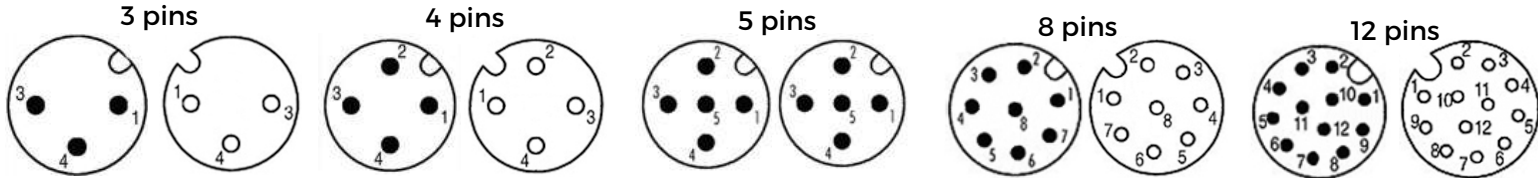
### PRODUCT PHOTO



### SCALE DRAWING




### PIN ASSIGNMENT FRONT VIEW



### PART NUMBERS

3 pins	A Code	12Y001
4 pins	A Code	12Y002
5 pins	A Code	12Y003
8 pins	A Code	12Y004
12 pins	A Code	12Y005

GENERAL INFORMATION	3 pins	4 pins	5 pins	8 pins	12 pins
Rated voltage	250V	250V	60V	30V	30A
Rated current(40°C)	4A	4A	4A	2A	1.5A
Standards/regulations	IEC 61076-2-101				
Termination	Solder and over-mold				
Degree of protection	IP67, IP68, IP69K				
Mechanical operation	>100 mating cycles				
Contact resistance	≤5mΩ				
Insulation resistance	≥100MΩ				
Connector body material	TPU				
Pin material (male)	Brass with gold plated				
Pin material (female)	Phosphorus copper with gold plated				
Screw material	Brass with nickel plated				
Over-mold material	TPU				
Gasket Material	Fluorine ring				
Customer tariff number	8538900000				
Environmental compliance	RoHs, Reach				



NATIONAL CABLE DISTRIBUTION

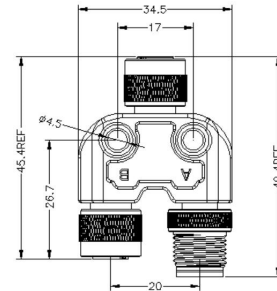
# M12 CODE A CATALOGUE

## M12 A CODE ONE FEMALE TO ONE MALE + ONE FEMALE Y SPLITTER CONNECTOR

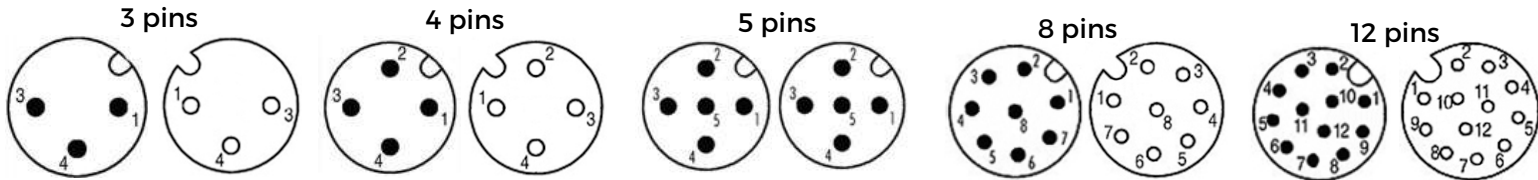
### PRODUCT PHOTO



### SCALE DRAWING




### PIN ASSIGNMENT FRONT VIEW



### PART NUMBERS

3 pins	A Code	12Y016
4 pins	A Code	12Y017
5 pins	A Code	12Y009
8 pins	A Code	12Y018
12 pins	A Code	12Y019

GENERAL INFORMATION	3 pins	4 pins	5 pins	8 pins	12 pins
Rated voltage	250V	250V	60V	30V	30A
Rated current(40°C)	4A	4A	4A	2A	1.5A
Standards/regulations	IEC 61076-2-101				
Termination	Solder and over-mold				
Degree of protection	IP67, IP68, IP69K				
Mechanical operation	>100 mating cycles				
Contact resistance	$\leq 5m\Omega$				
Insulation resistance	$\geq 100M\Omega$				
Connector body material	TPU				
Pin material (male)	Brass with gold plated				
Pin material (female)	Phosphorus copper with gold plated				
Screw material	Brass with nickel plated				
Over-mold material	TPU				
Gasket Material	Fluorine ring				
Customer tariff number	8538900000				
Environmental compliance	RoHs, Reach				



NATIONAL CABLE DISTRIBUTION

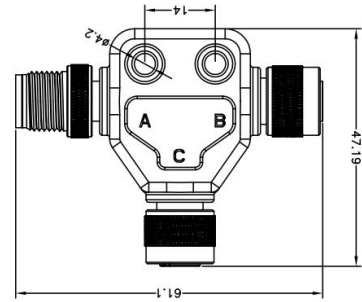
# M12 CODE A CATALOGUE

**M12 A CODE ONE FEMALE TO ONE MALE + ONE FEMALE T SPLITTER CONNECTOR**

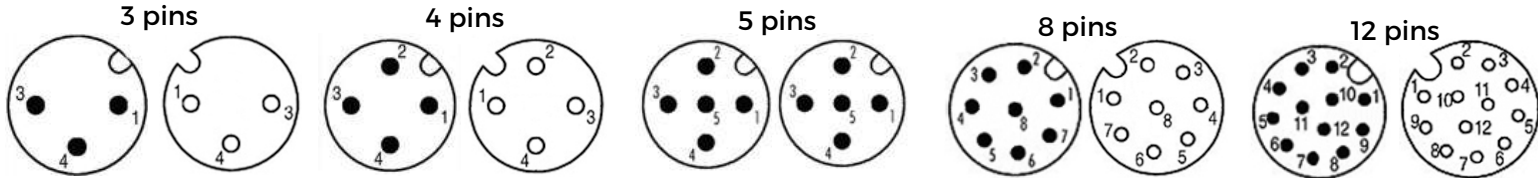
**PRODUCT PHOTO**



**SCALE DRAWING**



## PIN ASSIGNMENT FRONT VIEW



## PART NUMBERS

3 pins	A Code	12T001
4 pins	A Code	12T002
5 pins	A Code	12T003
8 pins	A Code	12T004
12 pins	A Code	12T005

GENERAL INFORMATION	3 pins	4 pins	5 pins	8 pins	12 pins
Rated voltage	250V	250V	60V	30V	30A
Rated current(40°C)	4A	4A	4A	2A	1.5A
Standards/regulations	IEC 61076-2-101				
Termination	Solder and over-mold				
Degree of protection	IP67, IP68, IP69K				
Mechanical operation	>100 mating cycles				
Contact resistance	≤5mΩ				
Insulation resistance	≥100MΩ				
Connector body material	TPU				
Pin material (male)	Brass with gold plated				
Pin material (female)	Phosphorus copper with gold plated				
Screw material	Brass with nickel plated				
Over-mold material	TPU				
Gasket Material	Fluorine ring				
Customer tariff number	8538900000				
Environmental compliance	RoHs, Reach				